



Back panel printing description

- Pure sine wave inverter
- Configurable input voltage range for home appliances and personal computers via LCD setting
- Configurable battery charging current based on applications via LCD setting
- Configurable AC Charger via LCD setting
- Compatible to mains voltage or generator power
- Auto restart while AC is recovering
- Overload/ Over temperature/ short circuit protection
- Smart battery charger design for optimized battery performance
- Cold start function

Introduction

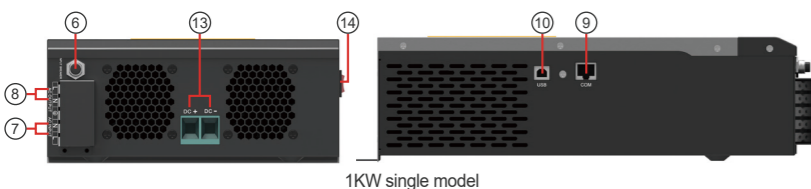
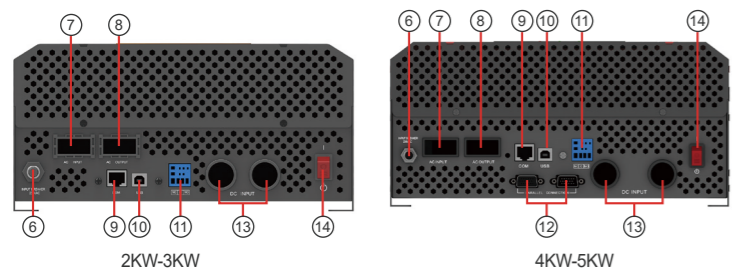
This is a multi-function inverter/charger, combining functions of inverter, solar charger and battery charger to offer uninterruptible power support with portable size. Its comprehensive LCD display offers user-configurable and easy-accessible button operation such as battery charging current, AC/solar charger priority, and acceptable input voltage based on different applications.

Back panel printing description

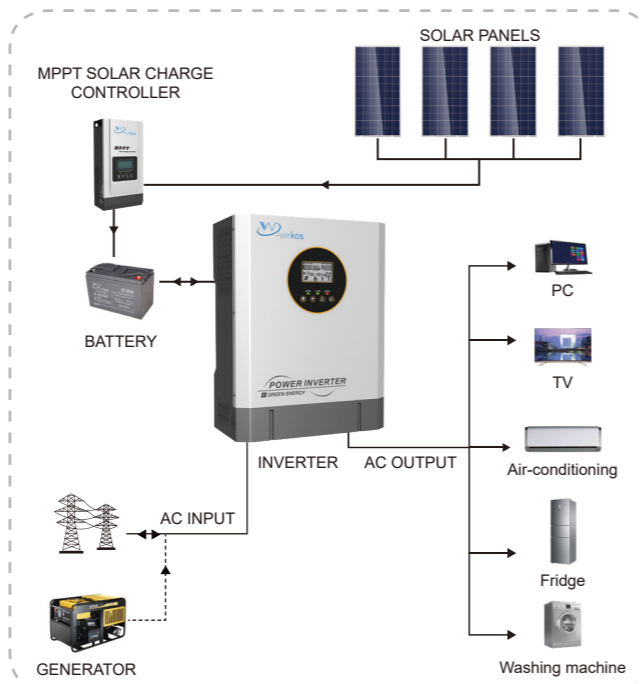


1. LCD display
2. Status indicator
3. Charging indicator
4. Fault indicator
5. Function button

6. Circuit breaker
7. AC input
8. AC output
9. RS485 communication port
10. USB
11. Dry contact
12. Parallel communication port (only for parallel model)
13. Battery input
14. Power on/off switch



Solar system connection



Specification

MODEL	WirP18-1012	WirP18-2024	WirP18-3024	WirP18-4048	WirP18-5048	
Nominal Battery System Voltage	12VDC	24VDC		48VDC		
INVERTER OUTPUT	Rated Power	1000W	2000W	3000W	4000W	5000W
	Surge Power	2000W	4000W	6000W	8000W	10000W
	Waveform	Pure sine wave				
	Output Voltage Regulation	230Vac±5%				
	Output Frequency	60Hz or 50Hz				
	Inverter Efficiency (Peak)	90%				
	Transfer Time	10ms typical (UPS,VDE); 20ms typical (APL)				
AC INPUT	Nominal Input Voltage	230VAC				
	Selectable Voltage Range	170~280VAC(UPS), 90~280VAC(APL), 184~253VAX(VDE)				
	Frequency Range	50Hz/60Hz (Auto sensing)				
BATTERY	Nominal voltage	12VDC	24VDC	48VDC		
	Floating Charge Voltage	13.7VDC	27.4VDC	54.8VDC		
	Overcharge Protection	15VDC	30VDC	60VDC		
CHARGER	Charging Current @ Nominal Input Voltage	10/20A	20/30A	20/30A	1~60A	
	Charging Algorithm	3-Step(Flooded Battery, AGM/Gel/LEAD Battery),4-Step(LI)				
	Max Charging Current	20A	30A	30A	60A	
	Default Charging Current	10A	20A	20A	30A	
PROTECTION	Nominal Input Frequency	50Hz / 60Hz (Auto detection)				
	Output Short Circuit Protection	Line mode: Circuit Breaker; Battery mode: Electronic Circuits				
MECHANICAL SPECIFICATIONS	Dimensions (W*H*D) (mm)	240*316*95	272*355*100		297.5*468*125	
	Net Weight (kg)	5	6	6.8	11.5	12
	Shipping Dimensions (W*H*D) (mm)	410*300*178	356*272*135		488*295*141	
	Shipping Weight (kg)	6	7	8.0	10.0	10.5
OTHER	Operation Temperature Range	-10°C to 50°C				
	Storage temperature	-15°C~ 60°C				
	Audible Noise	60dB MAX				
	Display	LED+LCD				
Standard Warranty	1 year					

The technical specifications of this document are subject to change without any notice